



INSPECTOR OF TURNS (IT) CLINIC

September 1, 2023

WELCOME



The goal of any competition volunteer or official is to contribute to a fair, safe and positive competitive environment.

At the successful completion of this clinic the participant will:

1. Understand the key duties of an **Inspector of Turns (IT)**.
2. Understand the rules of each turn.
3. Observe and identify **turn** infractions.
4. Understand the reporting process.

SUGGESTED PREREQUISITES



- Interest in the sport of swimming.
- Interest in the fair conduct of sport.
- Practical experience as a Timekeeper.
- Review of the designated rulebook sections.

SWIMMING RULES



- The rulebook must be followed.
- The rules provide a known standard to inform decisions
- Officials must apply the rules in a fair and equitable manner
- Officials need to communicate the observed rule infraction to the referee effectively



2023 SWIMMING CANADA RULES – JULY 20, 2023

APPENDIX B: WORLD PARA SWIMMING RULES – JUNE 30, 2023

APPENDIX C: OPEN WATER SWIMMING RULES – JULY 18, 2023

FACILITY RULES AND GUIDELINES OF SWIMMING CANADA – UPDATED JULY 18, 2023

<https://www.swimming.ca/en/swimmingcanadarules/>

AUTHORITY & DECISION MAKING



- The rules of swimming define the acceptable form for each stroke.
- Form variations may still comply with the letter of the rules.

“Ugly isn't necessarily illegal.”

- The authority of the Inspector of Turn is to report the observed infraction of the rule to the referee.
- The dominant principle must apply.

“Fairness to all competitors, giving the benefit of the doubt, in every instance, to the swimmer.”

DECISION MAKING



- Use of good judgment.
- Decisions are not arbitrary.
- Consistent application of the rules for fair and equitable competition.
- Benefit of the doubt **always** goes to the swimmer.

THREATS TO DECISION MAKING



- Not being in the proper position.
- Being ‘overly officious’.
- Inferring an infraction that was not directly observed.
- Avoiding lanes to judge.
- Considering the following influences before reporting an infraction:

Advantage vs. disadvantage

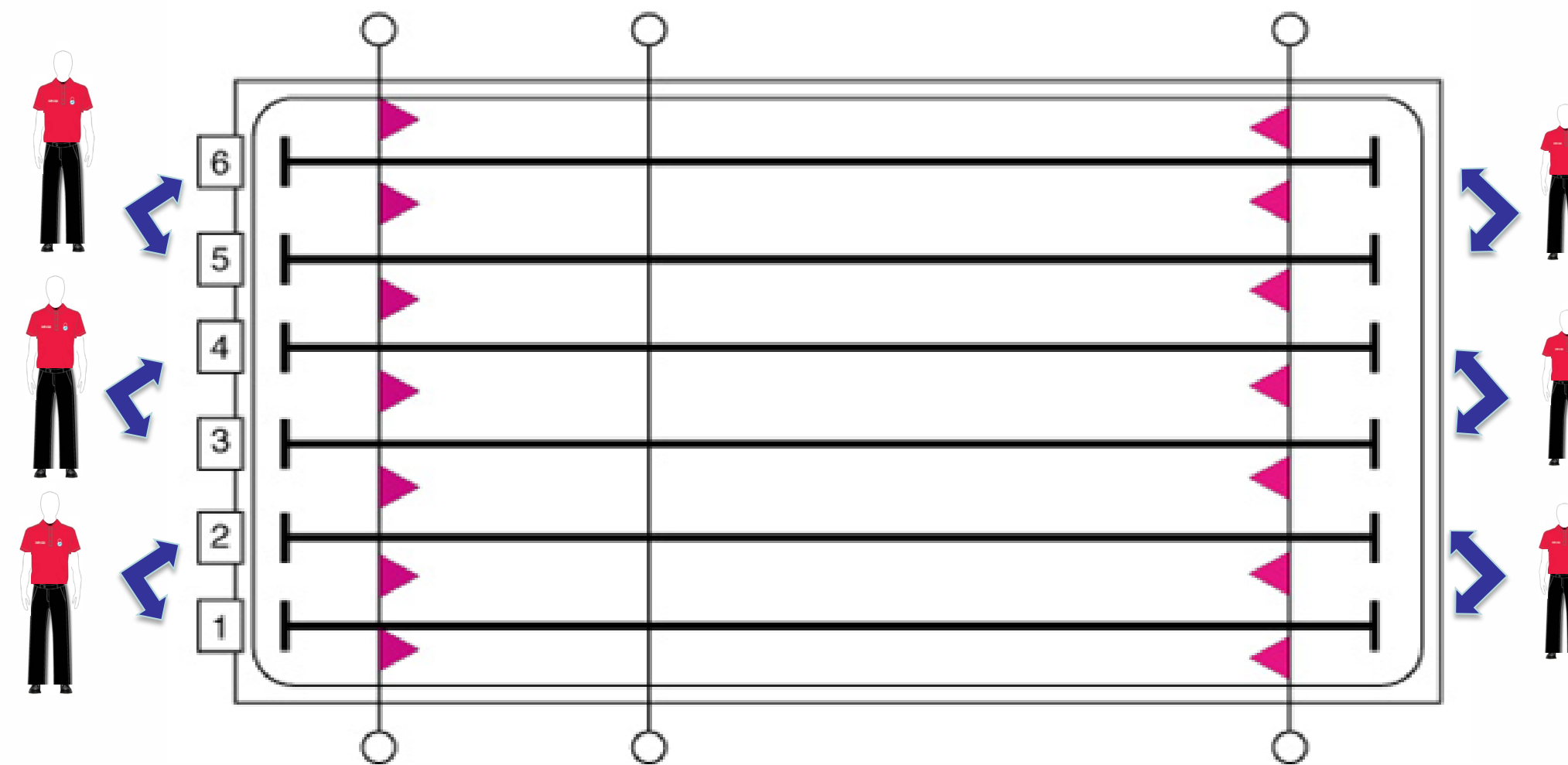
The ‘twice theory’

Age and ability of swimmer



RULES FOR INSPECTOR OF TURNS

IT RULES IN ACTION



II.2.6.1 One Inspector of Turns shall be assigned to each lane at each end of the pool, to ensure swimmers comply with the relevant rules after the start, for each turn, and at the finish.

- If there are not enough officials for one per lane, ITs may be assigned to observe more than 1 lane.
- ITs must observe the full turn for **one** swimmer before moving to observe other swimmers in assigned lane(s).

IT RULES IN ACTION



II.C2.6.1.1 Additional responsibilities may include Timekeeper duties.

- Depending on the level of the meet and the number of officials available, Inspectors of Turns at the start end may be responsible for also timing with a watch or using a plunger.

IT JURISDICTION







II.2.6.2 Jurisdiction for the Inspector of Turns at the **start end** commences from the start signal until the completion of the first arm stroke, except in Breaststroke where it shall be the second arm stroke.

II.2.6.3 For **each turn**, jurisdiction for the Inspector of Turns commences from the beginning of the last arm stroke before touching and ending with the completion of the first arm stroke after the turn, except in Breaststroke where it shall be the second arm stroke.

II.2.6.4 Jurisdiction for the Inspector of Turns at the **finish** commences from the beginning of the last arm stroke before touching.

IT OBSERVATION PERSPECTIVE



BACKSTROKE LEDGES



II.2.6.5 When a Backstroke ledge is being used, each inspector at the starting end shall install and remove the ledge. Once installed, the ledge shall be set at zero (0).

Backstroke: after observing the swimmer's first stroke, the IT removes the ledge from the water

Medley Relay: after observing the swimmer's first stroke, the IT removes Backstroke ledge from the block



DISTANCE EVENTS – 800m & 1500m



II.2.6.6 In individual events of 800 and 1500 metres, each Inspector of Turns at the start and turning end of the pool shall record the number of laps completed by the swimmer in his/her lane. The swimmers shall be informed of the remaining number of laps to be completed by displaying “lap cards” showing odd numbers at the turning end of the pool. Electronic equipment may be used, including under water display. The warning signal may be by whistle or bell.

- ITs at the start end will be responsible for keeping track of the distance swum by recording the time on the lap counter sheets provided.
- ITs at the turn end will be responsible for displaying the laps remaining on the lap counters.

LAP COUNTERS



- Lap counters are to be angled over the bulkhead, not in the water.
- Keep the counter in the same place for each turn until the swimmer takes their first breath/arm stroke.
- Lap counters will start at different numbers depending if long or short course and will count down to 1.

Short Course 800m starts at 31

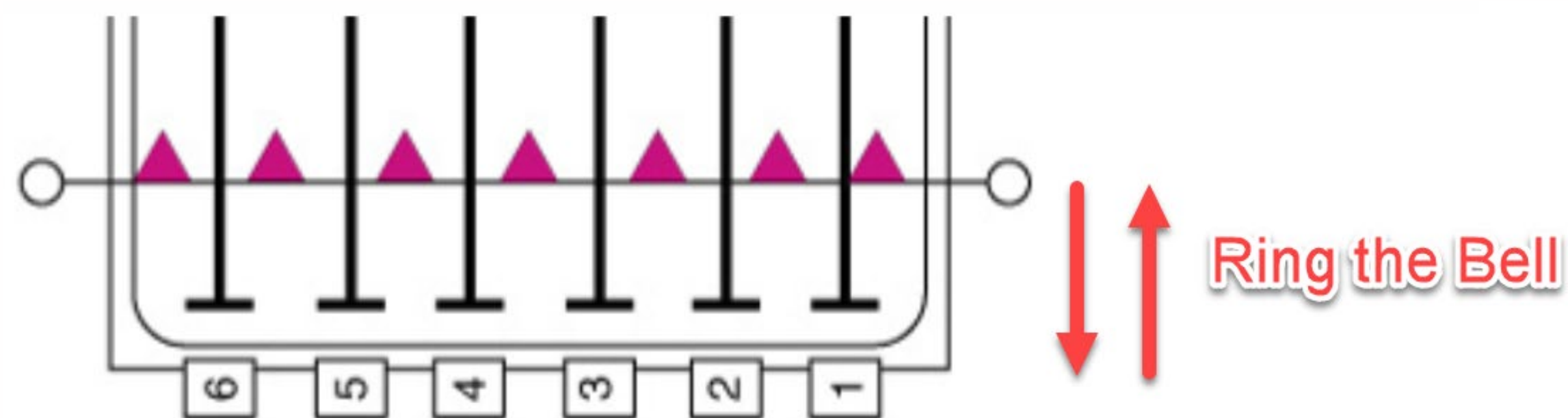
Long Course 800m starts at 15




WARNING SIGNAL - BELLS



II.2.6.7 Each Inspector at the starting end shall give a warning signal when the swimmer in his lane has two lengths plus five (5) metres to swim to finish in individual events of 800 and 1500 metres. The signal may be repeated after the turn until the swimmer has reached the five (5) metre mark on the lane rope. The warning signal may be by whistle or bell.



Bell rings over right side of lane, or lane rope, but NOT over swimmer's head.



RELAY TAKE-OFFS



II.2.6.8 Each inspector at the starting end shall determine, in relay events, whether the starting swimmer is in contact with the starting platform when the preceding swimmer touches the starting wall. When Automatic Equipment which judges relay take-offs is available, it shall be used in accordance with II.13.1.





REPORTING AN INFRACTION

REPORTING AN INFRACTION



II.2.6.9 Inspectors of Turns shall report to the Referee any violation observed within their jurisdiction.


- The Inspector of Turns will follow the reporting protocol set out by the referee prior to the session.
- An infraction must be based on your personal observation, disregarding the opinion of others.
- You must be confident in your observation of the infraction, understand the rule, be prepared to communicate to the referee, and answer any questions from the referee.

COMPLETING A DISQUALIFICATION (DQ) FORM



When the referee accepts your infraction, it becomes a disqualification

- Complete the DQ form with the swimmer's name, club, event, heat & lane.
- The infraction should **be written up according to the rule.**
- Sign your name as the judge and return the form to the referee.



DISQUALIFICATION FORM
FORMULAIRE DE DISQUALIFICATION

Name
Nom _____

Club
Équipe _____

Event
Épreuve # _____

Heat
Série # _____

Lane
Couloir # _____

Infraction :

Judge
Juge _____

Referee
Arbitre _____

Coach Told or Announced
L'entraîneur Informé ou annoncé _____

Time Told
Temps annoncé _____

INFRACTION – QUICK REFERENCE GUIDE



A quick reference guide is available on the Swimming Canada website:

<https://www.swimming.ca/en/competition-forms/>

- Many clubs will have a reference guide available for ITs when completing the DQ form.
- Refer to the Swimming Canada rulebook for the exact wording of the swimming rule.

SWIMMING CANADA NATATION	
SWIMMING CANADA – INFRACTION GUIDE - QUICK REFERENCE 2023-2025	
This card is to assist as a quick reference guide for Judges of Strokes and Inspectors of Turns. It must not be used as a substitute for the thorough knowledge of the swimming rules.	
FREESTYLE SWIMMING	RULE
Backstroke, breaststroke or butterfly swum in the freestyle portion of a medley	5.1
Did not touch the wall at ___m turn/finish	5.2
Head did not break surface of water at or before 15 metres following the start/turn	5.3
Totally submerged during the race after surfacing following the start/turn	5.3
BACKSTROKE SWIMMING	RULE
At least one toe of both feet was not in contact with the wall or touchpad at start	6.1
Body not on back (except when executing a turn)	6.2
Head did not break surface of water at or before 15 metres following the start/turn	6.3
Totally submerged during the race (except when permissible to be submerged)	6.3
Did not touch the wall when executing the turn	6.4
Did not start executing the turn immediately after turning onto the breast	6.4
Used more than one non simultaneous arm pull to initiate the turn	6.4
Turn not continuous at completion of arm pull while on breast	6.4
Not on the back upon leaving the wall following the turn	6.4
Did not finish the race while on the back	6.5
BREASTSTROKE SWIMMING	RULE
More than one butterfly kick prior to the first breaststroke kick	7.1
Head did not break the surface before the hands turned inward at the widest part of the second stroke after the start/turn	7.1
Body not on the breast (except when executing a turn)	7.2
Incorrect stroke cycle, not 1 arm stroke to 1 leg stroke (except at the finish)	7.2
Arm movements not simultaneous	7.2
Elbows over the water during stroke (except for final stroke before or during the turn, or the final stroke at the finish)	7.3
Hands brought back beyond the hip line (except during the 1 st stroke following the start/turn)	7.3



TECHNICAL RULES



11.5 Freestyle

FREESTYLE



II.5.1 Freestyle means that in an event so designated the swimmer may swim any style, except that in Individual Medley or Medley Relay events, Freestyle means any style other than Backstroke, Breaststroke or Butterfly.

II.5.2 Some part of the swimmer must touch the wall upon completion of each length and at the finish.

II.5.3 Some part of the swimmer must break the surface of the water throughout the race, except it shall be permissible for the swimmer to be completely submerged during the turn and for a distance of not more than 15 metres after the start and each turn. By that point, the head must have broken the surface.

FREESTYLE



- Swimmers may turn in any manner they want as long as they touch the wall at the end of each length of the race.
- A swimmer can go back and “save themselves” if they miss the touch during a turn.
- The infraction for missing the wall is not “officially” called until the swimmer touches the opposite end of the pool from the wall that they missed.
- The touch at the finish may be made with any part of the body.

Judging: lean over pool edge lane to judge the touch at turns and finish.

II.5 FREESTYLE



FREESTYLE SWIMMING	RULE
Backstroke, breaststroke or butterfly swum in the freestyle portion of a medley	5.1
Did not touch the wall at ____m turn/finish	5.2
Head did not break surface of water at or before 15 metres following the start/turn	5.3
Totally submerged during the race after surfacing following the start/turn	5.3

Primary Jurisdiction: TURN STROKE BOTH



II.6 Backstroke

BACKSTROKE - START




II.6.1 Prior to the starting signal, the swimmers shall line up in the water facing the starting end, with both hands holding the starting grips. Standing in or on the gutter or bending the toes over the lip of the gutter is prohibited. When using a backstroke ledge at the start, at least one toe of each foot must be in contact with the end wall or face of the touchpad. Bending the toes over the top of the touchpad is prohibited.

Judging the Start with a backstroke ledge in place:

- If the ledge is used, ITs step forward on the second whistle to view that at least one toe from each foot is in contact with the wall (touchpad).
- Judge the swimmer until they take their first stroke.
- Remove the ledge for a backstroke race.
- Remove the entire device for medley relays.

BACKSTROKE



Start - Ledge



Turn and Finish

BACKSTROKE - TURN



II.6.4 When executing the turn there must be a touch of the wall with some part of the swimmer's body. During the turn the shoulders may be turned over the vertical to the breast after which an immediate continuous single arm pull or immediate continuous simultaneous double arm pull may be used to initiate the turn. The swimmer must have returned to the position on the back upon leaving the wall.

BACKSTROKE - TURN



There are several possible turns. A few examples include:

- The swimmer may touch the wall on their back and may “turn” in any manner as long as they leave the wall on their back.
- If the swimmer passes the vertical toward the breast:
 - They must begin an immediate continuous single (or simultaneous double) arm pull;
 - Once the arm reaches the hip, they initiate the turn;
 - They must be on their back when they leave the wall.
- If a swimmer turns onto their breast and are right at the wall unable to initiate a flip turn, they may grab the wall or gutter immediately and then leave the wall on their back.

BACKSTROKE - FINISH




II.6.3 Some part of the swimmer must break the surface of the water throughout the race except that once some part of the head of the swimmer has passed the 5 metres mark immediately prior to reaching for the finish, the swimmer may be completely submerged.




II.6.5 Upon the finish of the race the swimmer must touch the wall while on the back.

- The swimmer must swim on their back throughout the race except at the turn.
- They must remain on the surface of the water except the last 5m immediately prior to the finish.
- The swimmer may finish on their side but must remain past vertical toward the back.

OBSERVING A BACKSTROKE TURN



OBSERVING A BACKSTROKE TURN




II.6 BACKSTROKE



BACKSTROKE SWIMMING	RULE
At least one toe of both feet was not in contact with the wall or touchpad at start	6.1
Body not on back (except when executing a turn)	6.2
Head did not break surface of water at or before 15 metres following the start/turn	6.3
Totally submerged during the race (except when permissible to be submerged)	6.3
Did not touch the wall when executing the turn	6.4
Did not start executing the turn immediately after turning onto the breast	6.4
Used more than one non simultaneous arm pull to initiate the turn	6.4
Turn not continuous at completion of arm pull while on breast	6.4
Not on the back upon leaving the wall following the turn	6.4
Did not finish the race while on the back	6.5

Primary Jurisdiction: TURN STROKE BOTH

II.6 BACKSTROKE – Observation V1



II.6 BACKSTROKE – Observation V2






II.6 BACKSTROKE - Judging



- VIDEO 1
- VIDEO 2

Did you observe an infraction?
If Yes, how would you report and write the infraction?



DISQUALIFICATION FORM
FORMULAIRE DE DISQUALIFICATION

Name
Nom

Club
Équipe

Event
Épreuve #

Heat
Série #

Lane
Couloir #

Infraction :

Judge
Juge

Referee
Arbitre

Coach Told or Announced
L'entraîneur informé ou annoncé

Time Told
Temps annoncé

BACKSTROKE SWIMMING	RULE
At least one toe of both feet was not in contact with the wall or touchpad at start	6.1
Body not on back (except when executing a turn)	6.2
Head did not break surface of water at or before 15 metres following the start/turn	6.3
Totally submerged during the race (except when permissible to be submerged)	6.3
Did not touch the wall when executing the turn	6.4
Did not start executing the turn immediately after turning onto the breast	6.4
Used more than one non simultaneous arm pull to initiate the turn	6.4
Turn not continuous at completion of arm pull while on breast	6.4
Not on the back upon leaving the wall following the turn	6.4
Did not finish the race while on the back	6.5



II.7 Breaststroke


BREASTSTROKE – START/TURN



II.7.1 After the start and after each turn, the swimmer may take one arm stroke completely back to the legs during which the swimmer may be submerged. At any time prior to the first Breaststroke kick after the start and after each turn a single butterfly kick is permitted. The head must break the surface of the water before the hands turn inward at the widest part of the second stroke.

Judging:

- At the start, move forward to judge the swimmer until they take their second stroke.
- At the turn, position yourself above the swimmer to judge the last stroke in and the touch/turn until the second stroke.
- The swimmer is not required to do a pullout.



BREASTSTROKE



BREASTSTROKE – TOUCH – TURN/FINISH



II.7.6 At each turn and at the finish of the race, the touch shall be made with both hands separated and simultaneously at, above, or below the water level. At the last stroke before the turn and at the finish an arm stroke not followed by a leg kick is permitted. The head may be submerged after the last arm pull prior to the touch, provided it breaks the surface of the water at some point during the last complete or incomplete cycle preceding the touch.

Judging:

- At the turn/finish, position yourself above the swimmer to judge the last stroke in and the touch/turn.
- Must remain on breast until touch.
- Elbows may break the surface of the water on the final stroke before the turn and the final stroke at the finish.
- Separated, **two** hand, simultaneous touch.

BREASTSTROKE - TOUCH



Some part of each hand has to touch the wall simultaneously – but they do not have to touch the wall in the same way.



Legal



Legal


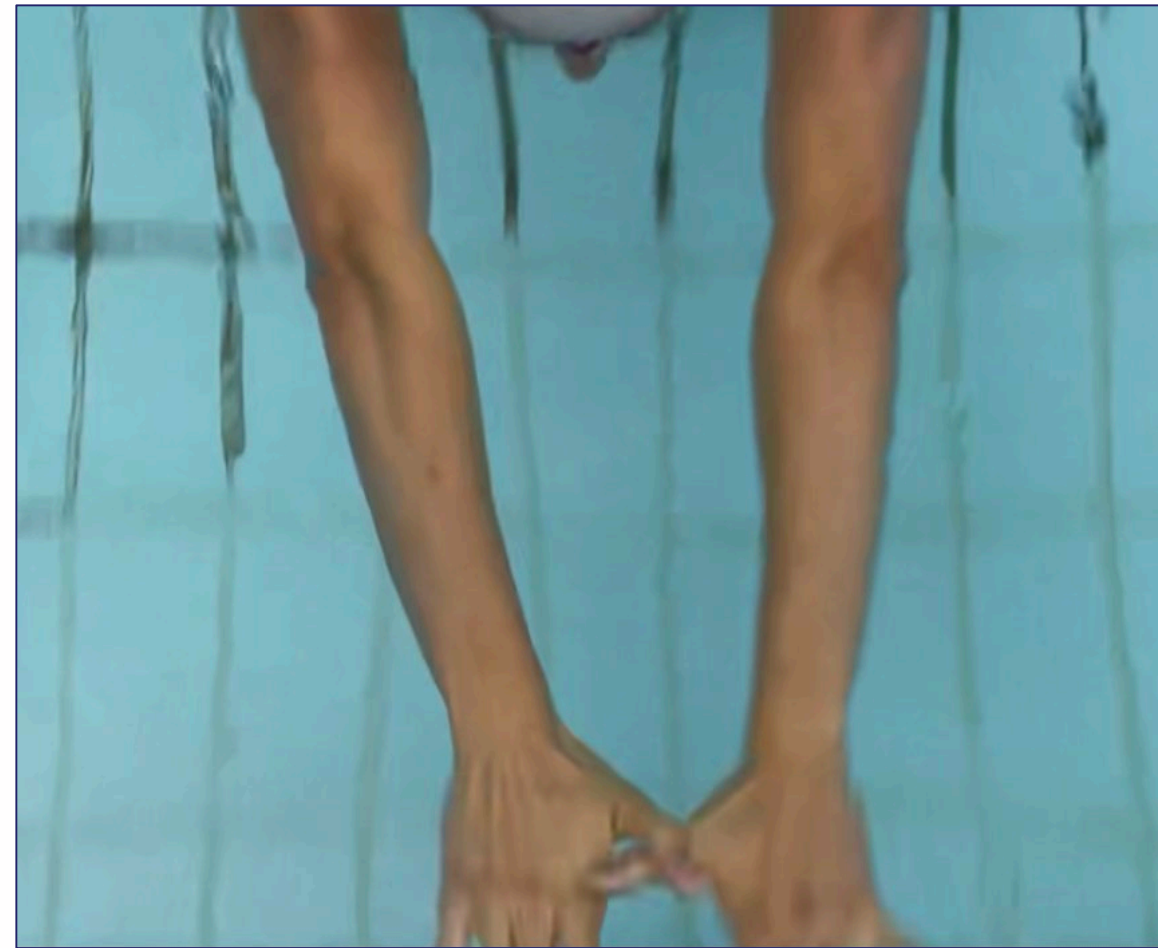


Legal




Illegal

BREASTSTROKE - TOUCH



BREASTSTROKE - TOUCH




Simultaneous



Swipe

BREASTSTROKE - TOUCH



Non-Simultaneous

BREASTSTROKE RULES AT THE TURN



II.7.2 After the touch, the swimmer may turn in any manner but must leave the wall on their breast

II.7.5 The feet must be turned outwards during the propulsive part of the kick. Alternating movements or downward butterfly kicks are not permitted except as in II.7.1.


II.7 BREASTSTROKE




BREASTSTROKE SWIMMING	RULE
More than one butterfly kick prior to the first breaststroke kick	7.1
Head did not break the surface before the hands turned inward at the widest part of the second stroke after the start/turn	7.1
Body not on the breast (except when executing a turn)	7.2
Incorrect stroke cycle, not 1 arm stroke to 1 leg stroke (except at the finish)	7.2
Arm movements not simultaneous	7.2
Elbows over the water during stroke (except for final stroke before or during the turn, or the final stroke at the finish)	7.3
Hands brought back beyond the hip line (except during the 1 st stroke following the start/turn)	7.3
Head did not break the surface during each stroke cycle (except first cycle following the start/turn)	7.4
Leg movements not simultaneous (alternating movement)	7.4
Feet not turned out in the propulsive part of the kick	7.5
Executed a downward butterfly kick (except after the start/turn)	7.5
Touch at the turn/finish not made with both hands simultaneously and separated.	7.6
Touch at turn/finish made with one hand only	7.6

Primary Jurisdiction: TURN STROKE BOTH


II.7 BREASTSTROKE – Observation V1



II.7 BREASTSTROKE – Observation V2



II.7 BREASTSTROKE – Observation V3




II.7 BREASTSTROKE - Judging



- VIDEO 1
- VIDEO 2
- VIDEO 3

Did you observe an infraction?
If Yes, how would you report and write the infraction?

		
DISQUALIFICATION FORM FORMULAIRE DE DISQUALIFICATION		
Name Nom _____		
Club Équipe _____		
Event Épreuve # _____	Heat Série # _____	Lane Coulir # _____
Infraction :		
Judge Juge _____		
Referee Arbitre _____		
Coach Told or Announced L'entraîneur informé ou annoncé _____		
Time Told Temps annoncé _____		

BREASTSTROKE SWIMMING	RULE
More than one butterfly kick prior to the first breaststroke kick	7.1
Head did not break the surface before the hands turned inward at the widest part of the second stroke after the start/turn	7.1
Body not on the breast (except when executing a turn)	7.2
Incorrect stroke cycle, not 1 arm stroke to 1 leg stroke (except at the finish)	7.2
Arm movements not simultaneous	7.2
Elbows over the water during stroke (except for final stroke before or during the turn, or the final stroke at the finish)	7.3
Hands brought back beyond the hip line (except during the 1 st stroke following the start/turn)	7.3
Head did not break the surface during each stroke cycle (except first cycle following the start/turn)	7.4
Leg movements not simultaneous (alternating movement)	7.4
Feet not turned out in the propulsive part of the kick	7.5
Executed a downward butterfly kick (except after the start/turn)	7.5
Touch at the turn/finish not made with both hands simultaneously and separated.	7.6
Touch at turn/finish made with one hand only	7.6



II.8 Butterfly

BUTTERFLY – START/TURNS



II.8.3 All up and down movements of the legs must be simultaneous. The legs or the feet need not be on the same level, but they shall not alternate in relation to each other. A breaststroke kicking movement is not permitted.

II.8.5 At the start and at turns, a swimmer is permitted one or more leg kicks and one arm pull under the water, which must bring him to the surface. It shall be permissible for a swimmer to be completely submerged for a distance of not more than 15 metres after the start and after each turn. By that point, the head must have broken the surface. The swimmer must remain on the surface until the next turn or finish.

Judging:

- A swimmer may do any number of kicks at the start and turn. Leg movements must be simultaneous and shall not alternate.
- The swimmer's first arm pull must bring them to the surface.

BUTTERFLY – TURNS/TOUCH





11.8.2 Both arms shall be brought forward simultaneously over the water and brought backward simultaneously under the water through-out the race, subject to 11.8.5.

11.8.4 At each turn and at the finish of the race, the touch shall be made with both hands separated and simultaneously, at, above or below the water surface.

Judging:

- No underwater arm recovery at the turn or finish.
- Must remain on breast until they touch the wall then they may turn in any manner
- Two hand simultaneous and separated touch at the turn and finish.
- Swimmers may “push off” on their side as long as the swimmer remains past vertical towards the breast.

BUTTERFLY - TOUCH



BUTTERFLY - TOUCH



Some part of each hand has to touch the wall simultaneously – but they do not have to touch the wall in the same way.



Legal



Legal


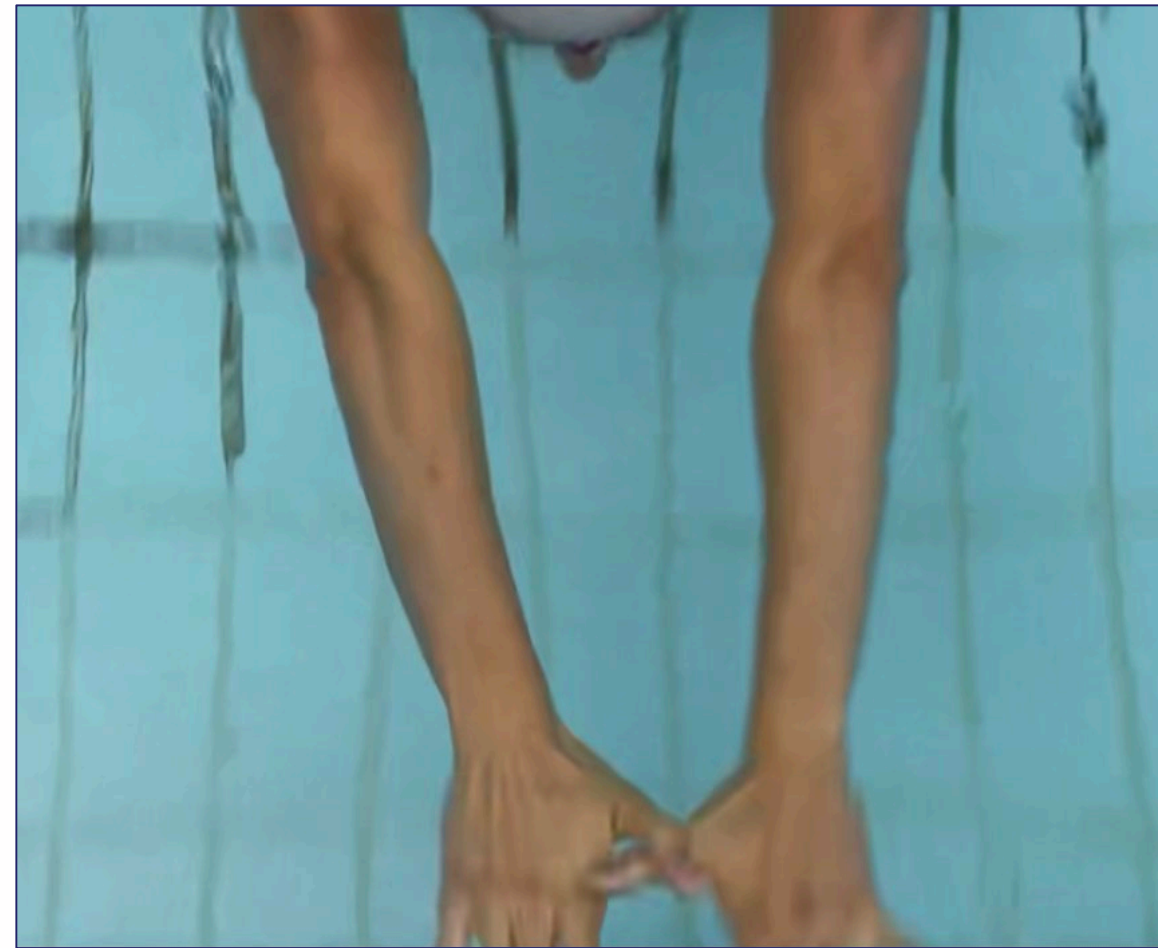


Legal




Illegal

BUTTERFLY - TOUCH



BUTTERFLY - TOUCH



Simultaneous



Swipe

II.8 BUTTERFLY



BUTTERFLY SWIMMING	RULE
Body not on the breast (except when executing a turn)	8.1
Arms not brought forward simultaneously over the water	8.2
Arms not brought backward simultaneously under the water	8.2
Alternating movement of legs or feet	8.3
Breaststroke kicking movement	8.3
Touch at the turn/finish not made with both hands simultaneously and separated	8.4
Touch at turn/finish made with one hand only	8.4
Head did not break surface of water at or before 15 metres following the start/turn	8.5
Totally submerged during the race after surfacing following the start/turn	8.5

Primary Jurisdiction:

TURN


STROKE

BOTH

II.8 BUTTERFLY TURN – Observation V1



II.8 BUTTERFLY TURN – Observation V2






II.8 BUTTERFLY - Judging



- VIDEO 1
- VIDEO 2

Did you observe an infraction?
If Yes, how would you report and write the infraction?



DISQUALIFICATION FORM
FORMULAIRE DE DISQUALIFICATION

Name
Nom

Club
Équipe

Event
Épreuve #

Heat
Série #

Lane
Coulair #

Infraction :

Judge
Juge

Referee
Arbitre

Coach Told or Announced
L'entraîneur informé ou annoncé

Time Told
Temps annoncé

BUTTERFLY SWIMMING	RULE
Body not on the breast (except when executing a turn)	8.1
Arms not brought forward simultaneously over the water	8.2
Arms not brought backward simultaneously under the water	8.2
Alternating movement of legs or feet	8.3
Breaststroke kicking movement	8.3
Touch at the turn/finish not made with both hands simultaneously and separated	8.4
Touch at turn/finish made with one hand only	8.4
Head did not break surface of water at or before 15 metres following the start/turn	8.5
Totally submerged during the race after surfacing following the start/turn	8.5



II.9 Medley

INDIVIDUAL MEDLEY



II.9.1 In individual medley events, the swimmer covers the four swimming strokes in the following order: Butterfly, Backstroke, Breaststroke and Freestyle. Each of the strokes must cover one quarter (1/4) of the distance.

II.9.2 In Freestyle, the swimmer must be on the breast except when executing a turn. The swimmer must return to the breast before any kick or stroke. Leaving the wall on the back during the freestyle portion is permissible but no kicking action is permitted until the swimmer has returned past the vertical to the breast at which point kicking, including a butterfly kick(s), may commence.

II.9.4 Each section must be finished in accordance with the rule which applies to the stroke concerned.

INDIVIDUAL MEDLEY - JUDGING



- Position yourself above the swimmer at the turn/finish to judge the last stroke in, the turn and the first stroke out (second stroke for breaststroke).
- Judge each turn/finish as you would each individual stroke (e.g., two hand simultaneous touch for Fly and Breast).
- Backstroke to Breaststroke Turn: Swimmers must be toward their back until the touch before turning in any manner.

Freestyle

- The swimmer must be on their breast and cannot swim any of the previous 3 strokes.
- During the Freestyle turn the swimmer must have returned past 90 degrees toward their breast before any kick or stroke.


II.9 MEDLEY SWIMMING



MEDLEY SWIMMING	RULE
Incorrect individual medley stroke order (<i>correct: fly, back, breast, free - 1/4 each</i>)	9.1
Infraction relative to the stroke - (<i>complete using butterfly, backstroke, breaststroke or freestyle section</i>)	9.1
In the freestyle section, did not return to the breast before any kick or stroke	9.2
Swam a preceding stroke during the freestyle portion	5.1
Finish of stroke not in accordance with rules of that particular stroke	9.4

Primary Jurisdiction: ☐ TURN ☒ STROKE ☐ BOTH

II.9 MEDLEY TURNS – Observation V1



II.9 MEDLEY TURNS – Observation V2



II.9 MEDLEY TURNS – Observation V3





II.9 MEDLEY - Judging



- VIDEO 1
- VIDEO 2
- VIDEO 3

Did you observe an infraction?
If Yes, how would you report and write the infraction?



DISQUALIFICATION FORM
FORMULAIRE DE DISQUALIFICATION

Name
Nom

Club
Équipe

Event
Épreuve #

Heat
Série #

Lane
Coulir #

Infraction :

Judge
Juge

Referee
Arbitre

Coach Told or Announced
L'entraîneur informé ou annoncé

Time Told
Temps annoncé

MEDLEY SWIMMING	RULE
Incorrect individual medley stroke order (<i>correct: fly, back, breast, free - 1/4 each</i>)	9.1
Infraction relative to the stroke - (<i>complete using butterfly, backstroke, breaststroke or freestyle section</i>)	9.1
In the freestyle section, did not return to the breast before any kick or stroke	9.2
Swam a preceding stroke during the freestyle portion	5.1
Finish of stroke not in accordance with rules of that particular stroke	9.4



II.9 & II.10 Relay

II.10 Race

MEDLEY RELAYS



II.9.3 In Medley relay events, swimmers will cover the four swimming strokes in the following order: Backstroke, Breaststroke, Butterfly and Freestyle. Each of the strokes must cover one quarter ($1/4$) of the distance.

- The referee will assign the IT to judge the relay takeovers or the finish in a medley relay.
- The IT will observe the start of each stroke.




II.9 & II.10 RELAYS



RELAY	RULE
Incorrect medley relay stroke order (<i>correct: back, breast, fly, free - 1/4 each</i>)	9.3
Infraction relative to the stroke - (<i>complete using butterfly, backstroke, breaststroke or freestyle section</i>)	9.3
Early takeover by 2nd ___ 3rd ___ 4th ___ swimmer (<i>if AOE is used, enter the negative reading from system</i>)	2.6.8/10.12
Relay team member re-entered the water before all teams finished the race	10.13
Relay team did not swim in the order listed	10.14


Primary Jurisdiction: ☐ TURN ☒ STROKE ☐ BOTH

JUDGING: RELAY TAKEOFFS



- Body can be in motion.
- When the toes leave the block, there should be a hand on the wall.

II.9 & II.10 RELAYS – Observation V1



II.9 & II.10 RELAYS – Observation V2



JUDGING: II.9 & II.10 - RELAYS



- VIDEO 1
- VIDEO 2

Did you observe an infraction?
If Yes, how would you report and write the infraction?



DISQUALIFICATION FORM
FORMULAIRE DE DISQUALIFICATION

Name
Nom

Club
Équipe

Event
Épreuve #

Heat
Série #

Lane
Coulair #

Infraction :

Judge
Juge

Referee
Arbitre

Coach Told or Announced
L'entraîneur informé ou annoncé

Time Told
Temps annoncé

RELAY	RULE
Incorrect medley relay stroke order (<i>correct: back, breast, fly, free - 1/4 each</i>)	9.3
Infraction relative to the stroke - (<i>complete using butterfly, backstroke, breaststroke or freestyle section</i>)	9.3
Early takeover by 2nd___ 3rd___ 4th___ swimmer (<i>if AOE is used, enter the negative reading from system</i>)	2.6.8/10.12
Relay team member re-entered the water before all teams finished the race	10.13
Relay team did not swim in the order listed	10.14

II.10 THE RACE RULES



THE RACE	RULE
Did not cover the whole distance	10.2
Did not remain in the same lane in which they started	10.4
When turning did not make contact with the end of the pool	10.5
Took a stride or step from the bottom of the pool	10.5
Stood on the bottom of the pool (except in freestyle)	10.6
Pulled on the lane rope during stroke	10.7
Obstructing another swimmer	10.8
Entered the water during a race not entered in	10.9
Failed to leave the pool as soon as possible at the end of the race or section in a relay	10.15
Device or plan used for pace-making	10.17
Use of non-approved device, swimsuit, adhesive substance or body tape	15.2

Primary Jurisdiction: ☐ TURN ☒ STROKE ☐ BOTH



PARALYMPIC SWIMMING

PARALYMPIC SWIMMING AND OFFICIATING



- An official may have opportunity to work at a meet with Paralympic program swimmers in attendance.
- The rules are exactly the same as Olympic program swimmers; however, exceptions are allowed with some of the rules for Paralympic swimmers (who are identified with their sport class, e.g., S8, SB7, SM8) due to a specific impairment.
- If Paralympic swimmers are at the meet you are officiating, the Referee will provide the additional instructions and protocol to be used.
- Appendix B of the Swimming Canada rule book contains the exceptions to the various swimming rules. Not all rules have exceptions. For example, the head must surface before or at the 15m mark in Free, Back and Fly as in Olympic program swimming.

PARALYMPIC SWIMMING



The most common exceptions for Breaststroke, Butterfly and Medley have an element of common sense. Paralympic swimmers are to be judged fairly and equitably according to the rules.

Breaststroke:

- Paralympic swimmers with no legs or arms (or not using them during the stroke), either the kick or the respective arm stroke shall constitute a complete stroke cycle (WPS 11.4.2.1).
- Paralympic swimmers may touch with one hand if they use only one arm for the stroke (WPS 11.4.6.3).
- Paralympic swimmers with lower limb disability must show intent of simultaneous movement and show intent to kick in the same horizontal plane throughout the race OR trail/drag their legs throughout the race (WPS 11.4.4.1).

PARALYMPIC SWIMMING



Butterfly:

- Paralympic swimmers with different arm lengths, the longest arm must touch the wall, but the other one must be stretched forward simultaneously (WPS 11.5.4.1).
- Paralympic swimmers may touch with one hand if they use only one arm for the stroke (WPS 11.5.4.3).
- When impairment results in one leg being used, the non-functional leg shall drag (WPS 11.5.3.1).

PARALYMPIC SWIMMING & OFFICIATING



Medley:

- In Individual Medley, it is permitted for a Paralympic swimmer to swim a specific stroke (most of the time it's butterfly) with one arm only and then, use both arms for the other strokes.
- For a Paralympic swimmer who cannot swim butterfly, there is a 150m IM event.

PARALYMPIC SWIMMING & OFFICIATING



These are some of the basics of Paralympic swimming. To learn more and deepen your knowledge of Paralympic swimming:

- Refer to Appendix B of your rule book.
- Attend the complete 1-day paralympic stroke and turn clinic.
- The Paralympic Swimming Officials Clinic is used to recognize the Paralympic Swimming Official by Swimming Canada.
- The Paralympic Swimming Officials Clinic is used to recognize the Paralympic Swimming Official by Swimming Canada.



MASTERS SWIMMING

MASTERS SWIMMING AND OFFICIATING



- An official may have the opportunity to work a meet for Masters swimmers.
- The rules for Masters swimming are similar to Age Group swimming but there are some exceptions.
- The Session Referee will provide a briefing to officials working a Masters meet to outline the rules.
- The World Aquatics Masters Rules can be found in section 8 of the World Aquatics Competition Regulations.



WORKING A SESSION

BEFORE THE SESSION



- Locate the official's room and check-in or notify the appropriate individual upon your arrival.
- Attend the officials briefing as this will provides an overview of the session and your responsibilities.
- If not clear about your assignment, ask the Referee.
- Be on deck in your position at the time instructed.

DURING THE SESSION – START END IT



At the beginning for each heat:

- Stand on the long whistle.
- When the race starts, step forward to the edge of the pool to observe the swimmer until they take their first stroke (second stroke for Breaststroke).
- If a backstroke ledge is being used, follow the protocol as discussed in the briefing.
- If you observe an infraction report it to the referee as instructed in the briefing.
- At the end of the race, return to your seat so that the referee knows that you do not have an infraction to report.

DURING THE SESSION



- Complete your role as assigned in a professional and focused manner.
- The Inspectors of Turns and the Judges of Strokes are the most notable officials on the pool deck.
 - If you are out of position or not paying attention when required, you will be noticed by swimmers, coaches and spectators.
- Before or between races, and as you are learning the roles and the rules, ask questions and consult with your fellow stroke and turn judges or other senior officials on the deck.

DURING THE SESSION



- Remember an “*ugly* turn or stroke” is not necessarily illegal.
- Do not be overly officious. You are acting in a professional capacity to ensure the integrity of the competition.
 - Be fair and unbiased.
 - Judge the rules of the strokes and the rule of the competition.
 - There is **no** “quota”.
- Be confident you have observed an infraction before you report to referee
 - If you “***think***” or you are “***not sure***” of what you saw, do not report the infraction to the referee.
 - **Benefit of the doubt always goes to the swimmer.**

BEST PRACTICES



Infractions must be **approved** by the referee **before** the swimmer or coach is informed of a disqualification.

If you **do report** an infraction to the Referee:

- Always be discrete.
- Try not to indicate a pending infraction before the race is over.
- Pending infractions may distract swimmers and the reported infraction may not be accepted by the referee as a disqualification.

AFTER THE SESSION



- Attend a debriefing, if required. Share your experiences and your observations.
- Ask questions of a mentor for things observed which could be shared with the group and may have caused you to question a particular stroke, turn, etc.



INSPECTOR OF TURNS (IT) QUIZ

QUESTION 1



The **Inspector of Turns** has the authority/responsibility for all of the following ***except***:

- a) observe and judge the turn from the beginning of the last arm stroke, through the turn until the completion of the first arm stroke after turning
- b) report infractions of the turn rules which they observe within their assigned zone
- c) serve as relay take-over judge, if so assigned
- d) report stroke infractions beyond the second arm pull in breaststroke

QUESTION 2



The **Inspector of Turns**:

- a) should stay positioned over the lane rope to so they can observe turns in both lanes assigned
- b) should judge the turn directly over the swimmer before moving to other assigned lanes
- c) can judge backstroke and freestyle turns from the side of the pool
- d) can judge a relay takeover from side of pool

QUESTION 3



In **BREASTSTROKE** events, the swimmer can legally do all the following **except**:

- a) do one butterfly kick prior to the first breaststroke kick at the start and turn
- b) dive into the wall, submerging the head on the touch with one butterfly kick
- c) keep the head submerged after the start or turn, providing it breaks the surface before the widest part of the second arm stroke is reached
- d) have the elbows above the water for the final stroke before the turns, during turns and at final stroke at the finish

QUESTION 4



In **BREASTSTROKE** events, the swimmer may do the following ***except:***

- a) touch with one hand before the other at the turn
- b) touch with both hands simultaneously but at different levels
- c) touch with both hands simultaneously above, below or at the water's surface
- d) touch the wall simultaneously with thumbs overlapping

QUESTION 5



In **BREASTSTROKE** events, the judge shall report an infraction if they were to observe the swimmer:

- a) on the side when coming out of a turn, after the feet lose contact with the wall, before beginning the first arm stroke
- b) take two complete strokes (arm strokes and leg kicks) before breaking the surface after the start or turn
- c) use a single butterfly kick followed by a breaststroke kick, while wholly submerged after the start and each turn
- d) bring the elbows above the surface of the water at the turn and the finish

QUESTION 6



In **BACKSTROKE** events, the judge shall report an infraction if they were to observe the swimmer:

- a) touch while on the back, roll on to the front, grab the gutter and push off on the back
- b) turn their shoulders past the vertical at the final touch
- c) be on the breast when leaving the wall after a turn, but return to the back before starting the first leg kick
- d) turn onto the breast to immediately initiate a turn with a simultaneous double arm pull
- e) b and c

QUESTION 7



In **BUTTERFLY** events, the swimmer may legally do all of the following ***except***:

- a) be on the side coming out of a turn, before beginning the first arm pull
- b) kick into the wall for a touch with one or more correct leg kicks with the arms extended
- c) swim with the same leg consistently higher than the other;
- d) recover the arms underwater during the normal stroke cycle

QUESTION 8



In **BUTTERFLY** events, the judge shall report an infraction if they were to observe the swimmer:

- a) touch simultaneously below the water line
- b) touch simultaneously with hands at different levels
- c) touch with one hand before the other but at same level
- d) complete one underwater arm pull before returning to the surface after the start or a turn

QUESTION 9



In **FREESTYLE** events, the swimmer may legally:

- a) touch with one or two hands
- b) touch with one foot
- c) push off on the back after a turn
- d) swim butterfly, then breaststroke, then freestyle and return to butterfly
- e) all of the above

QUESTION 10



The order of the strokes for the **INDIVIDUAL MEDLEY** is:

- a) butterfly, backstroke, breaststroke, freestyle
- b) backstroke, breaststroke, butterfly, freestyle
- c) backstroke, butterfly, breaststroke, freestyle
- d) butterfly, breaststroke, backstroke, freestyle

QUESTION 11



In **INDIVIDUAL MEDLEY**, when changing from one stroke to the next, the swimmer is required to:

- a) retain the correct form of stroke until a legal touch has been completed
- b) follow the correct form of the next stroke in accordance with the rules when leaving the wall
- c) be free to turn in any manner after a legal touch has been made for that stroke
- d) all of the above

QUESTION 12



The order of the strokes for the **MEDLEY RELAY** is:

- a) butterfly, backstroke, breaststroke, freestyle
- b) backstroke, breaststroke, butterfly, freestyle
- c) backstroke, butterfly, breaststroke, freestyle
- d) butterfly, breaststroke, backstroke, freestyle

QUESTION 13



In a **RELAY** event, when a relay take-over judge observes an early take-over, they should:

- a) immediately inform the remainder of the team that they have been disqualified
- b) wait until the end of the race before informing the team about the disqualification
- c) immediately start writing the infraction on a DQ card
- d) inform the Referee at the end of the race

QUESTION 14



The judge shall report all of the following observations to the referee ***except*** :

- a) pushing off the bottom in the direction of the race
- b) pulling on a lane marker or side of pool in the direction of the race
- c) leaving the water and then re-entering to complete the race
- d) interfering with the progress of a swimmer in another lane
- e) pausing to fix goggles at the wall after completing the correct touch

QUESTION 15



In **RELAY** takeovers, the next swimmer:

- a) may be in motion before the touch is made as long as the toes are in contact with the starting platform
- b) may return and touch the wall if they feel that their take-over was too early
- c) swim in a different order than on their relay card
- d) may swim more than once

QUESTION 16



An **Inspector of Turns** shall report an observed infraction in their assigned zone directly to the:

- a) Chief Finish Judge
- b) Referee
- c) Chief Timekeeper
- d) Coach or swimmer

QUESTION 17



When judging relay takeovers, the **Inspector of Turns** shall:

- a) observe the take-off and touch-out from above the lane
- b) keep one finger in contact with the toe of the swimmer on the block
- c) observe the take-over from the side of the pool
- d) watch the incoming swimmer finish and then observe the swimmer's toes leaving the block

QUESTION 18



An **Inspector of Turns** shall:

- a) always give the benefit of the doubt to the swimmer

OBSERVATION PRACTICE *(optional)*



Video Viewing and Infraction Reporting/Writing Practice

CONGRATULATIONS



You have now completed the **Inspector of Turns** clinic.

- Your next task is to obtain deck experience.
- You are required to be mentored and be comfortable in making decisions before requesting deck evaluations.
- To be certified as an **Inspector of Turns** you must complete two successful on deck evaluations.
- The session referee must be informed prior to the session that you are requesting a deck evaluation. At the end of the session, the session referee will sign your official's card if the evaluation was successful.



SWIMMING.CA | NATATION.CA